

Mommy's Time Out

September 2015



Lakewood Ranch

MOMS
GROUP

WHAT'S INSIDE

President's Letter	3
Event Alerts	5
Calendar	7
Recipe Box—Quick Dinners	9
School Happenings	11
She's Crafty—Magnetic Car Track	13
Kids' Book Club — Only One You	15
Community Service Update	17
To Your Health — Coordination Drills	18
What We've Been Up To	19
McKinley's Corner	22
What's Coming Up Next?	23

Thanks to our contributors this month: Abbey Terlescki, Alana Blazewitz, Crystal Rothhaar, Heather Jones, Jason Cobb, Jason Roberts, Jenn Otterness, Jennifer Kovatch, Jill Bennett, Karen Moore, Leslie Toscano, Lisa O'Driscoll, Melinda Hierholzer, Stacey Burge, Shelly Bishop, Tara Sambuca-Duarte, Tracie McHugh and Victoria Cobb

LETTER FROM OUR PRESIDENT

I wanted to take this opportunity to welcome all of our new members! We have had a seemingly endless trickle of moms joining us, and I couldn't be happier about it.

I moved to LWR in September of 2013 armed with one lone friend - a friend who I had never actually met (we were connected by a mutual friend and had only spoken via email and Facebook). Though we didn't know each other well (we've since changed that!), I realize that I moved here with a bigger advantage than many. Many of us, including several of our new members, move here with little knowledge of the area and a limited support system. Enter LWR Mom's Group!

For me, this group has been instrumental. Not only have I met virtually all of my friends through this group, but the support offered from other moms in the way of help, advice and a listening ear has been so important and helpful. Whether you have one child or five, everyday is a new day with new challenges, ups and downs. Having a built in network of moms willing to share their experiences with you - even though you may not have ever met in person - is priceless.

So for our new members: whether you're new to LWR or just new to us, I encourage you to really make the most of our group. Bring your kids to a play date, join us at one of our family parties, head to a Mom's Night Out, or comment on our Facebook page. I hope that you will find this group to be as welcoming and friendly as I did two years ago.

- Jill

BOARD MEMBERS

President: Jill B., lwrmgpresident@yahoo.com

Administrative VP: Tracie M., lwrmgvp@yahoo.com

Membership VP/Web Administrator: Jenn O., lwrmgmembership@yahoo.com

Treasurer: Jenn K., lwrmgtreasurer@yahoo.com

Welcome Coordinator: Chanda O., lwrmgwelcomecoordinator@yahoo.com

Playgroup Coordinator: Tara D. & Pooja G., lwrmgplaydates@yahoo.com

Newsletter Editor: Victoria C., lwrmgnewsletter@yahoo.com

School Ambassador: Susan M., lwrmgschoolambassador@yahoo.com

Community Service: Julie R. & Victoria C., lwrmgcommunityservice@yahoo.com

Kids Outings: Melinda H.

Moms Night Out: Lisa O.

Preschool Picasso: Leslie T.

River Landings Animal Clinic



~ For Every Stage of Your Pet's Life ~



Dr. Ryan Fox
Dr. Michael Bonda

941-755-4592

6140 53rd Ave E.
Bradenton, FL
34203

www.riverlandingsanimalclinic.com



OFFICE HOURS

Monday - Friday
7 a.m. - 6 p.m.

Saturday
8 a.m. - noon

We pride ourselves in quality care, a clean and inviting facility and a warm and friendly staff. So that we may provide your pet with the very best in care, our office works by appointment.

**Small Animal,
Avian & Exotic
Medicine**

**Dentistry
Surgery
Radiology
Ultrasound
Endoscopy
Laboratory Service**

**Bathing
Boarding
Drop Off Service**



~ The Fox Family is a LWR Moms Group Family~

~ We understand your pets are your family, that is why we treat them as if they were our own. ~

Community Service News

Matilda Jane Gives Back



Join us for a trunk show hosted by Valerie at her new home!

Thursday, September 10th
6:00PM-8:00PM


Matilda Jane will donate a percentage of the night's sales to Mothers Helping Mothers and Valerie will also be making a donation. Come shop and enjoy a night out! What? You don't have any daughters or nieces to buy for? That's ok! Matilda Jane has clothes for us moms too!!

Preschool Picasso

Farm Animal Craft Day

Thursday, September 10th
@10:00AM

Lakewood Ranch Baptist
Church \$3/child



Book Club's Book of the Month



Fun To Be Fit

We hope to see you on
Tuesday, September 22nd

10:00AM to chat
10:30AM class starts

MOMS NIGHT OUT



TUESDAY, SEPTEMBER 15TH
AT 6:30PM

Dad's Day Out!

Enjoy some football,
beer and bar food with
the guys

World Of Beer
Sunday, September 20th
at noon

Keep an eye out for a coordinating
playdate on our Facebook page
for the moms!



Free Playtime at PlayAway!
Keep your eyes on the
Facebook page. This will fill up
quickly when the date and
time is announced!


Monthly Meeting

September 4th at 6PM

Guest speaker Devin Johnson, of
Insurance Consultants of Florida,
will be discussing Health and
Life Insurance.

You can also meet Neirda
Lafontant of Funducation to
learn about her programs.

September



Sun	Mon	Tue	Wed	Thu	Fri	Sat
		1	2	3	4 Monthly Meeting 6PM	5 Private Barre3 Class@11:30
6	7	8	9 Early Release pool party Book Club 7PM	10 Preschool Picasso 10AM & Matilda Jane Event 6Pm	11	12 Yoga on the Ca' dZan Terrace 8:30AM
13 Rockin' Wings Fest	14	15 MNO at 6:30PM	16	17 Lifesaving Course for Moms @7:30PM	18	19
20 Dad's Day Out &New Member Playdate @12PM	21	22 Fun to Be Fit @10AM	23	24	25	26
27	28	29	30	<div>\$6 Saturdays at Mote All Month!</div>		

Lil Divas and DUDES™

salon & day spa

Proud sponsor of Lakewood Ranch Moms Group, Inc.

Let Your Children Be Pampered!

- Haircuts & Styles
- Mani's & Pedi's
- Facials & Up-Do's
- Birthday Parties
- Spa Parties



Bradenton/Sarasota

8415 Honore Avenue, Bradenton, FL 34201
941-359-1396

Connect with us Socially:



www.LilDivasAndDudes.com

RECIPE BOX

School is back in session, afterschool activities have picked up and we get crunched for time to make a healthy dinner for the family. Here are a couple ideas to help you out—a prepare ahead of time meatball that can be frozen and pulled out when you need it, and a freezer meal to make the prep work a little more simple. Enjoy!

Picky Child Approved Mini Veggie-Filled Meatballs

Ingredients

1 egg
1/2 cup jarred or homemade applesauce
1/2 cup shredded carrot
1/2 cup chopped spinach
1/4 cup finely chopped onion
sea salt and ground black pepper
1 lb. lean ground beef or turkey
1/2 cup soft whole wheat bread crumbs



Directions

1. In a small bowl stir together the egg, applesauce, carrot, spinach, onion, salt, and pepper.
2. In a large bowl combine turkey and bread crumbs. Fold egg mixture into turkey mixture; mix well. Cover and refrigerate for 2 to 24 hours. (This step is important for the bread crumbs to absorb moisture and flavor.)
3. Heat oven to 400°F. Shape turkey mixture in 1-inch diameter balls. Place meatballs on a foil-lined 15x10x1-inch baking pan.
4. Bake for 10 to 12 minutes or until no pink remains (170°F).

*I make a double batch, allow them to cool and then freeze them on a tray for 30 minutes in freezer. Once partially frozen I place meatballs in a freezer safe plastic bag. You can defrost for individual meals in microwave or baked in the oven.

Freezer Meal: Chicken Pot Pie

1 onion
1 celery stalk
1 bay leaf
1/3 cup butter
1/3 cup flour
12 oz bag frozen mixed veggies, thawed
3 1/4 cup unsalted, chicken stock or broth
2 cups chopped cooked chicken**
Boxed refrigerated pie dough
Refrigerated pie dough should be left out on the counter for an hour before starting to bring to room temperature.



Heat the oven to 400°F. Unfold one pastry sheet & place in disposable pie pan. Prick the pastry thoroughly with a fork. Place aluminum foil onto the surface of the pastry. Bake for 25 minutes. Remove the aluminum foil. Heat the butter in a 12" skillet over medium heat. Add the onions, bay leaf & celery. Cook for about 7 minutes or until the vegetables are soft, stirring occasionally. Discard the bay leaf. Add the flour & cook & stir for 3 minutes or until the flour is golden brown. Slowly stir in the broth and heat to a boil. Cook & stir until the mixture boils & thickens. Stir in the salt and pepper to taste. Once seasoned to your taste, stir in chicken & remaining veggies. Remove skillet from heat. Spoon chicken mixture into the casserole. Place second pastry sheet on top, forming & pressing extra pastry around edges of dish. Cut a few 2" slits in top of pastry. Place the pie pan onto a baking sheet. Bake for 30 minutes or until the filling is hot & bubbling & the pastry is golden brown.

*I like to double the recipe to make one to eat that evening & one to freeze. To cook frozen pot pie defrost in fridge overnight. Cook at 375 for 60 minutes cover edges with foil to prevent burning crust.

**I like to place a whole chicken in crock pot with salt & pepper and cover it with water. Cook on low for 8 hours and you can keep the chicken and the broth (water the chicken cooked in)



Caring for women's
special needs ...
at every stage of life.

Whether it's gynecology and urology; advanced 3-D mammography or obstetrics, labor and delivery, the Women & Children's Center at Lakewood Ranch provides the care women need for a lifetime of good health.

Separate from the main hospital and with convenient parking, the center offers large, private LDRP suites (labor, delivery, recovery, postpartum); operating rooms; medical/surgical beds, and exam/triage rooms.

At the **Breast Health Center**, 3-D mammograms allow physicians to examine breast tissue one layer at a time, increasing their ability to detect very small cancers during the first screening.

For detailed information about childbirth and parenting classes offered at the Women & Children's Center, visit www.lakewoodranchmedicalcenter.com.



women & children's center
**AT LAKEWOOD RANCH
MEDICAL CENTER**

8330 Lakewood Ranch Boulevard
Bradenton, FL 34202
941.782.2100

Connect with us! 

SCHOOL HAPPENINGS

Manatee County Public Schools

September 7—No School (Labor Day)

September 9—Early Release

Braden River Elementary:

September 11—Grandparents' Lunch
September 14—Chick-Fil-A Spirit Night
September 17—SAC/PTO Meeting
September 30—Jumpin' Fun Spirit Night

Freedom Elementary:

September 15—PTO Meeting 6:30 p.m.
September 18—PTO Mother-Son Night 6:30 p.m.
September 23-24—Picture Day

Gene Witt Elementary:

No additional information available

Gullett Elementary:

No additional information available

McNeal Elementary:

September 2—School Store
September 3-17—Otis Spunkmeyer Sale
September 8—Teachers Helping Hands 8:45 a.m.
September 11—Keva Juice
September 11—Spirit Wear Orders Due
September 21—Chick-Fil-A Spirit Night

Rowlett Academy:

September 1—Sponsorship Drive Kickoff; RFA/SAC 6:00PM
September 11 — Blood Mobile Drive
September 18— Sponsorship Drive Ends
September 19—Boys' Choir at Ray's Game
September 21—Enrichment Begins, Otis Spunkmeyer Kickoff,
Rowlett Charter Board Meeting 5:30PM, Student of the Month
Assembly

Wakeland Elementary:

September 4—Volunteer Work Day
September 8-15—Book Fair
September 14-18—Grandparents' Week
September 24—PTO/SAC Meeting and Parent University
October 2—Walk-a-Thon
October 2—Volunteer Work Day

Witt Elementary:

September 4—PTO Meeting 2:00 p.m.
September 10—Box Tops Collection
October 2—PTO Meeting 2:00 p.m.

Private Schools

The Classical Academy:

September 7—No School (Labor Day)
September 11—9/11 Ceremony 8:30 a.m.
September 17—PIE Night (How to Guarantee Your Child Loves
Reading!)

Out of Door Academy:

September 1—Cyberbullying Presentation 7:00 p.m.
September 3—Lower School Back to School Night 6:30 p.m.
September 7—No School (Labor Day)
September 9—LWR Businesses Open House 7:00 a.m.-9:00 a.m.
September 9—Senior Parent College Info Night 7:30 p.m.
September 10-11—5th Grade Retreat
September 16—Middle & Upper School Back to School Night
6:30 p.m.
September 26—Encore/Orchestra and Suzuki Concert 2:30 p.m.
September 28-October 1—Lower School Book Swap
October 2—Middle School Potluck 5:00 p.m.

St. Joseph's Catholic School:

No additional information available

St. Martha's Catholic School:

September 4—First Friday Mass at 8:15 a.m.; Noon dismissal
September 7—No School (Labor Day)
September 18—School Spirit Day

St. Stephen's:

September 7—No School (Labor Day)

Tabernacle Christian School:

September 1—Picture Day
September 1-4—Book Fair
September 4—Grandparents' Day
September 23—"See You at the Pole" 7:3 a.m. (Families meet at
flagpole for prayer)

SCHOOL HAPPENINGS

Local Preschools

All God's Children:

September 1—1st day of school

Goddard School:

No additional information available

Kiddie Academy:

No additional information available

Kids R Kids:

No additional information available

Little Ranchers:

No additional information available

Mini Mustangs:

No additional information available

Primrose:

No additional information available

Sprouts:

September 1—First day for lunches for T/TH students

September 7—No School (Labor Day)

September 9—Early Release (No Lunch)

September 14—Staff Meeting (No Lunch)

If you have questions regarding any schools listed or would like to see more schools included, please contact Susan Meyers at

Appliance Repair of Lakewood Ranch

(941) 747-7007

We repair refrigerators, dishwashers,
washers & dryers, ovens, stoves,
microwaves and garbage disposals.
Our tech has over 30 years of experience

A Warm Welcome To Our Newest Members



Laura Anastasia

Rachel Hibbert

Courtney Kennedy

Julie Katchen

Sarah Brown

Jessie Brown

Kelly Miles

Mary Ewert

Kerri Casablanca

Melissa Little

Fabiola Bazan

Lynn Wood

LAKEWOOD RANCH SELF STORAGE

The best kept secret in Lakewood Ranch!

- Professionally managed.
- Garage and climate control units available (upon demand).
- 24-hour security.
- Gated and computer coded access.

Bring this ad for a FREE lock!

7000 Professional Pkwy E. • Sarasota, FL 34240
Office: (941) 907-6093 • Fax: (941) 907-6094
lakewoodranchselfstorage@yahoo.com
www.lakewoodranchselfstorage.com


SHE'S CRAFTY

Magnetic Car Track



Here is a simple transportation craft you can do with your kids to help them learn about the properties of magnets as well as just to have some fun “magic” as they show you how they can make the car go around the track!

Begin by gathering some supplies: a paper plate (not too thick), two magnets per car you plan to make, some construction paper, scissors and markers (or any other means to coloring that you prefer)



Once you have everything, allow your child to create a scene. My daughter decided we would do a school bus, so she created a road for the school bus, stop signs, trees, a school and a few traffic lights on her route. I made the school bus, but of course you child can assist with this part of the project too. My younger daughter assisted with the cutting. She removed the sticky backing to one magnet and adhered the bus to the magnet. If your magnets don't have adhesive, simply glue the paper on. Once done, all you have to do next is place the bus on top and move the second magnet underneath the paper plate to watch it move. Take a moment to see what happens when you reverse the poles of the magnets. Does the car move better or worse? Faster or slower?



HEALTH



LIFE



DENTAL



VISION

Let us do the insurance shopping for you!

Open Enrollment starts Nov. 1 and we have the plans and prices to meet your needs.

Even if you have a group plan we can show you options that fit your budget.

Call us today for a Free Consultation



**INSURANCE CONSULTANTS
OF FLORIDA, INC.**



Autumn & Devin Johnson - owners

OUR BENEFITS

- ✓ **No cost to use us; we offer the same plans and prices directly from the carrier**
- ✓ **We help you search and apply for government subsidies**
- ✓ **No more waiting on hold for hours to get an answer**
- ✓ **We complete or fix your application, including existing healthcare.gov accounts**
- ✓ **We instantly shop all of the insurance carriers for you**

Call us at (941) 306-8163

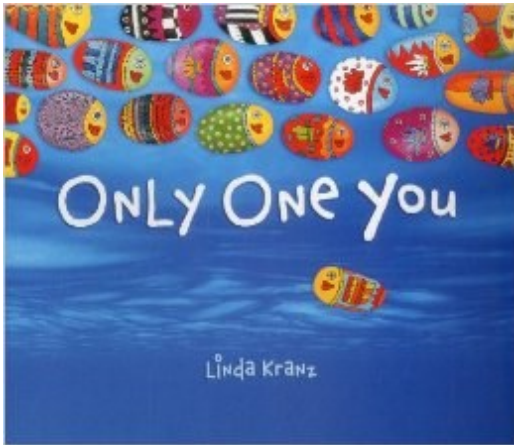
Visit us at www.insuranceCFL.com

Email us at Devin@insuranceCFL.com

5337 Paylor Lane, Suite 500, Sarasota, FL 34240

KIDS' BOOK CLUB

Courage



[Only One You](#) by Linda Kraus

Adri's mama and papa share some of the wisdom they have gained through the years with their eager son. Their words, simple and powerful, are meant to comfort and guide him as he goes about exploring his world.

Activity while reading

The book is illustrated using photographs of painted rock fish. Each one is unique, but you will see Adri and his mama and papa on many of the pages. Ask your child what markings they see on mama and papa. Now, encourage your child to see which parent, sometimes both, are on each page.

Discussion after reading

Ask your child what makes a person stand out from other people? How can people stand out in a good way at school, at home, on the playground, in a restaurant? (to help you brainstorm ideas, things like taking turns, listening, helping friends, saying good morning, etc) How does it probably feel when you perform standout behavior? Happy, proud, joy, satisfaction?

Adri's parents also said you don't have to follow the crowd. What does it mean to follow the crowd? When might it not be a good idea to follow the crowd? (when the crowd is making bad choices, being unkind, etc.) Ask your child if they've ever made the choice to not follow the crowd.

Craft afterwards

Paint your own rockfish after a scavenger hunt to search for some big, smooth rocks.

Everyone's fingerprint is unique. Take some time to learn about [fingerprint patterns](#), create a fingerprint of yours and your child's and use a magnifying glass to see how they are alike and how they are different.



HELPING KIDS SUCCEED IN LIFE THROUGH SPORTS

Registering Now!

**★ FLAG FOOTBALL, ★
★ SOCCER, BASKETBALL, ★
★ T-BALL AND CHEER ★**

REGISTER ONLINE AT WWW.I9SPORTS.COM

OR CALL 941-312-2400

★ 2015 Fall and Winter Season Registration
Now Open for Multiple Locations Throughout
Manatee / Sarasota Counties

- Organized programs for boys and girls ages 2-15
- Focused on fun, safe play and convenience
- Coaches background checked and certified
- All skill levels welcome - NO TRYOUTS
- Practice and games held on Saturdays

Hurry to Secure Your Spot! ★

★ Deadline to Register - 1st of the month • Fall Season Starts 9/26/2015 16

COMMUNITY SERVICE

August Donation to Mothers Helping Mothers

I'm really impressed this year by our school supply drive. Normally we just have our moms add a couple of things to their own shopping cart and we end up with a hodge podge of school supplies—tons of crayons and glue, a backpack here and there, some pens and pencils and that's about it. We maybe fill up one storage bin. This year, our vice president had the suggestion to create packets of full school supplies. After working with a company who creates bundles of school supplies, we thought we would take the risk and use our president's couponing and money-saving skills and really get us the best bang for our buck. She didn't disappoint. After sending Jill off to Staples with all of the money we collected, she ended up purchasing enough school supplies to outfit 20 kids with everything they'll need. She picked up 754 items!! My trunk was filled with boxes and bags of supplies when I went to drop off our donations at Mothers Helping Mothers! Here is what we donated this year:

25 Spiral Notebooks	14 Colored Pencils packs	11 Pencil Bags
20 Composition Notebooks	8 Boxes of Crayons	11 Packs of lined paper
24 Post-It Notes Pads	14 Boxes of Markers	6 Protractors
24 Erasers	8 Pencil Sharpeners	6 Compasses
20 Hand Sanitizer	8 3" Binders	6 Staplers
20 Highlighters	17 1" Binders	6 USB Sticks
8 Scissors	20 Tab Dividers	12 White Out tape
8 Pencil Boxes	22 Folders	
228 Pencils	32 Dry Erase Markers	
110 Pens	11 Packs of Note cards	
8 Bottles of Glue	11 Calculators	
14 Glue Sticks	11 Rulers	
	11 Agendas	

TO YOUR HEALTH

Coordination Drills for Kids with Sidewalk Chalk

Take an ordinary, lazy-day activity and add some gross motor skill building to it with these simple ideas!

Line Drawing

Draw a simple line for your child to walk on putting one foot in front of the other down your sidewalk. Once they master it, make it wigglier with more turns and curves. Have fun and try drawing parallel lines and race each other!



Bean Bag Toss

Create some different sized targets with varying degrees to throw down. Think skee-ball, but with larger circles. Have your kids toss some bean bags, rocks, pinecones or even pennies at the targets. As they improve, move them a little farther back, or color rings inside your targets and add point levels!

“Obstacle” Course

Draw a series of pictures for your children and create an obstacle course. Here are some ideas on what kinds of things to add:

- Draw a series of circles and ask them to hop across them like they were stepping stones on a river.
- Draw two parallel lines and have the kids straddle walk, crab walk or even just try to stay between the lines
- Draw numbers and have them touch the numbers in sequential order
- Draw a bunch of letters scattered on the ground (sight words if you kids are older) and have them jump to the word or letter you call out.

WHAT WE'VE BEEN UP TO

Sunshine News, Summer Party, Paining Party, Kids Outing and More

Sunshine News!

We welcomed two new baby boys to the group in August! Congratulations to Jessica McIntyre and Sheena Lambright, who both welcomed little baby boys to their families this month. Jessica gave birth to her baby boy Jackson on Saturday, August, 15th and Sheena gave birth to her son Preston on August 18th. Sunshine meals were delivered by

Jennifer Kovatch, Angie Krutchfield, Victoria Cobb, Jill Bennett, Martha Magana, Natalie Davis, and Lisa O'Driscoll. Sunshine meals continue to go out to the Moore family while McKinley is undergoing her initial chemo treatments.

Thank you all for helping deliver sunshine meals!



FUNducation
PLAYING WITH PURPOSE

Engaging kids to learn through games, toys, and events.

LIKE us on  Believe in The Power of Play!!

www.funducation.org



END OF SUMMER PAINTING PARTY





2015
BRADENTON
HERALD
Bradenton.com
People's Choice Winner

Thanks For Voting Us The
#1 OB/GYN Practice
In Bradenton/Sarasota Area

WOW
2 Years
In A Row!



Dr. Julie King

Dr. Jennifer Swanson



Lakewood Ranch
OB GYN
...caring for women, by women

941-907-9298 / www.LWROBGYN.com

8340 Lakewood Ranch Blvd • Suite 140 • **Next To Lakewood Ranch Medical Center**

KIDS' OUTING TO MOTE MARINE LAB



McKinley's Corner



McKinley has all in all had a pretty good August! We've hit a few bumps in the road but nothing that doesn't "come with the territory" at this point. We've started physical therapy, and I'm glad we did. Her left leg is a lot worse than I thought. She's falling a lot, so I am hopeful physical therapy will help. One of the current chemo meds causes neuropathy and she is trying to keep up with her old pace. The fact is, she can't. Her little foot turns in and the next thing you know, she's on the ground (and trust me when I say a head bump is not a "head bump" in her case). Everything is of concern because of the blood thinner meds so head bumps, especially, are a BIG deal.

We're about half way through this phase (Interim Maintenance) in which two new chemo meds were introduced. With her first two treatments she did have a bit of a hard time, but after yesterday's treatment she was good! The next treatment is the same two chemos but also another lumbar puncture "surgery" in which she is put under again. We got briefed on the next phase, which should start at the end of September or beginning October if her counts remain high enough. This next one is going to be really tough on her. It is the most intense phase yet, per the oncologist, and honestly I'm very nervous for her, myself & Brady. She's going to more than likely go through a lot physically again. These changes, gaining so much weight, her barely walking, were really hard on Brady the first time. She'll probably lose her hair as well...I'm dreading that. I feel like that just signifies "sickness". So please continue praying for her and keeping her and Brady in your thoughts. We can use every single prayer and positivity we can get! Thank you all again for everything. I get stopped

almost daily and am told she's being prayed for and even if I just say "Thank You", know it's not that I'm cutting you short, it's because I'm on the verge of tears and I try really hard to stay strong for her and her brother. Thank You again.



Learning Center of Lakewood Ranch Baptist Church

Little Ranchers Learning Center is a part-time christian preschool focused on loving children and their families. We provide a warm nurturing environment for children ages 18 months to 5 years. Our program is developmentally appropriate to meet the needs of every child.

Please call or email Connie for more information or to schedule a tour:
941.552.1304 // connie@lwrbaptist.com

WHAT IS COMING UP

Halloween Party, Monthly Meeting, Dad's Day Out Returns

Annual Halloween Extravaganza



Grab your little goblins and bring them to the park for our free annual Halloween party.

Games, crafts, goodies, a bounce house and more!

Saturday October 17th

3pm to 5pm

*Greenbrook
Adventure Park*

Sponsored by
Appliance Repair of
Lakewood Ranch

Sponsored by
Insurance
Consultants of
Florida, Inc.

Learn more about advertising or sponsoring opportunities with the
Lakewood Ranch Moms Group on our website:

www.lwrmomsgroup.com